




T Victoria 160U ep79 HP81



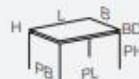
T Victoria HPL ht75 210F ep79 HP73



Victoria HPL

 : HPL

 : EPOXY

Ø 50x50 mm
HT75



	160U	210U	160F	210F
L x B	160+90x100	200+90x100	160x100	200x100
H	76,0	76,0	76,0	76,0
BD (mm)	24 mm	24 mm	24 mm	24 mm
PH	65,5	65,5	65,5	65,5
PB				
PL				
 m²	0,30	0,34	0,25	0,29
 kg	70,8 / 78,7	79,4 / 87,5	45,2 / 50,9	53,3 / 59,0